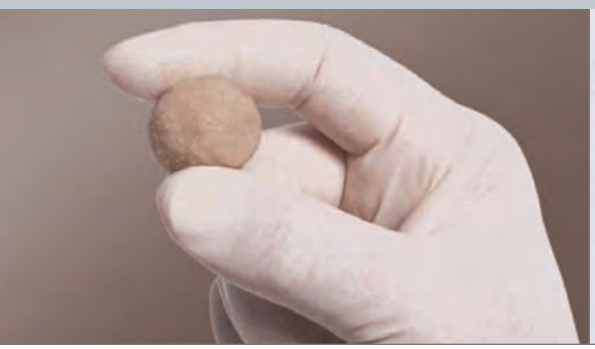

ORTHOPEDIC Biomaterials

Bone Graft..... 272

Velosity..... 273

Bone Cement..... 274

Veterinary Bone Cement..... 275

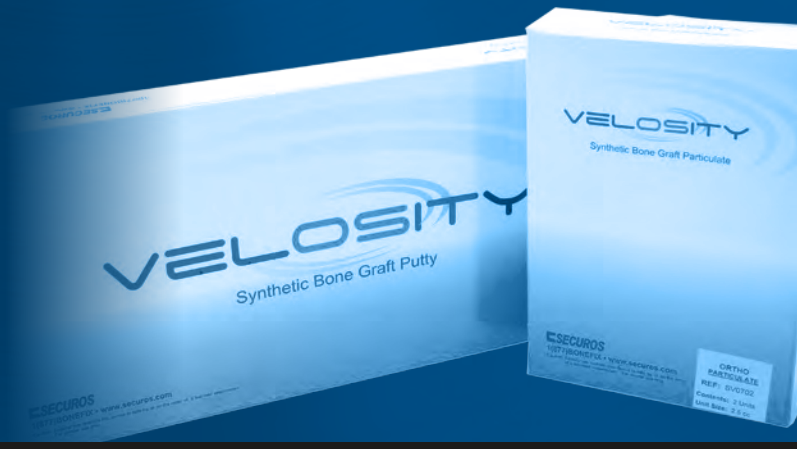

SECUROS
Bioactive Synthetic Bone Graft

- **Osteostimulative** to accelerate natural bone healing
- **Osteoconductive** to induce rapid bone regeneration
- Immediate **ion release** to create ideal cellular environment
- Fully **resorbable** after 12 months
- Fully **synthetic** and available in **particulate** or **putty**

Within Minutes	1 Hour	6 Hours	10 Hours	20 Hours	24 Hours	50 Hours	100 Hours
Exhange of Na^+ and H^+	Loss of Na^+ initiates the release of soluble silica and the formation of surface silanol groups (Si-OH), which repolymerize into a silica-rich layer	Precipitation of a layer of amorphous calcium phospate	Crystallization of a layer of hydroxyl carbonate apatite and growth from 1 to 10 days	Absorption of biological compounds	Action of macrophages	Fixation of the stem cells	Differentiation of the stem cells

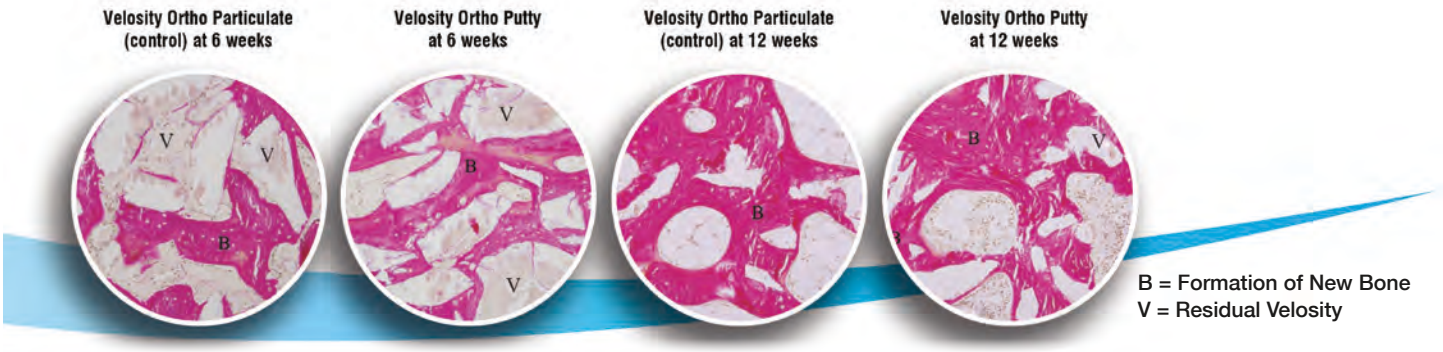

Orthopedic Bioactive Synthetic Bone Graft (Sterile)



Putty Rolled in Hand

Applied to Bone

MWI#	SECUROS#	PRODUCT DESCRIPTION	VOLUME/BOX
035245	003756	Putty	2.5cc
032391	000842	Putty	5.0cc
032390	000841	Particulate	Two 2.5cc

Dental Bioactive Synthetic Bone Graft (Sterile)

Particulate

MWI#	SECUROS#	PRODUCT DESCRIPTION	VOLUME/BOX
042333	003623	Putty	1.0cc
032389	000840	Particulate	Two 2.5cc

Veterinary
Bone Cement

- **Radiopaque** surgical bone cement available with or without **gentamicin**
- **Low viscosity** polymethyl methacrylate (PMMA)
- **Hardening** Time 8 –9 minutes
- For **applications** in Total Joint Replacement, Fracture Fixation and Cranioplasty

Veterinary Bone Cement

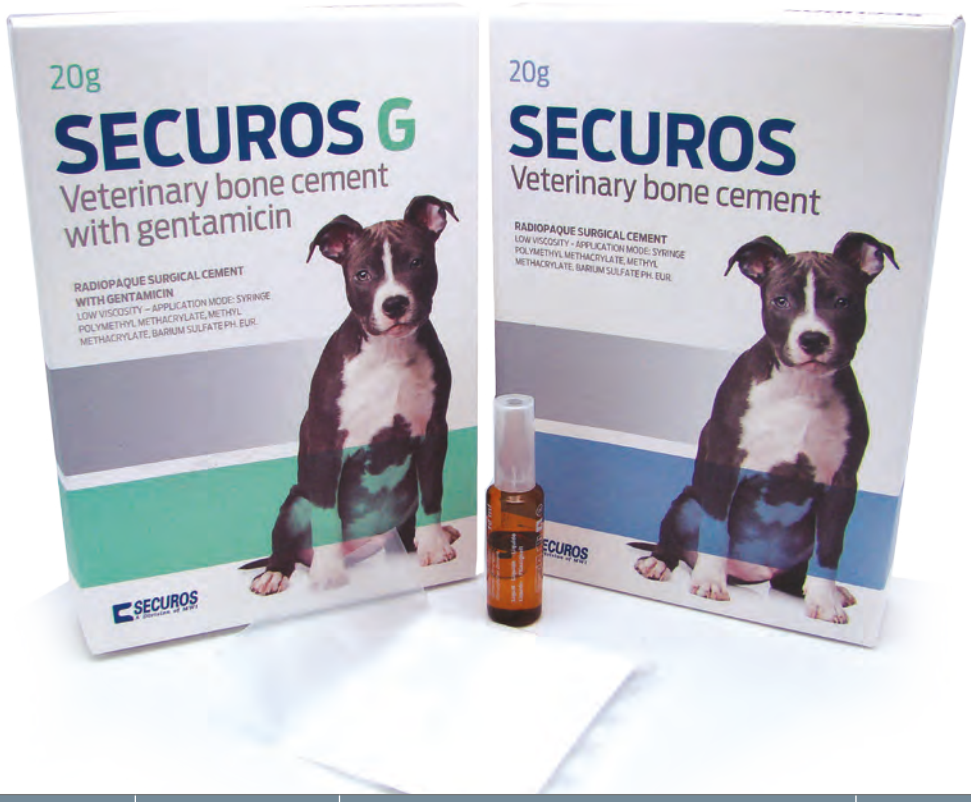

MWI#	SECUROS#	PRODUCT DESCRIPTION	VOLUME/BOX
046478	004882	Veterinary Bone Cement	20g
046479	004883	Veterinary Bone Cement with Gentamicin	20g

Instruments for Veterinary Bone Cement

MWI#	SECUROS#	PRODUCT DESCRIPTION
047218	005093	Mixing Bowl and Spatula