



Canine Hydrotherapy Treadmill Information Pack

Contact:



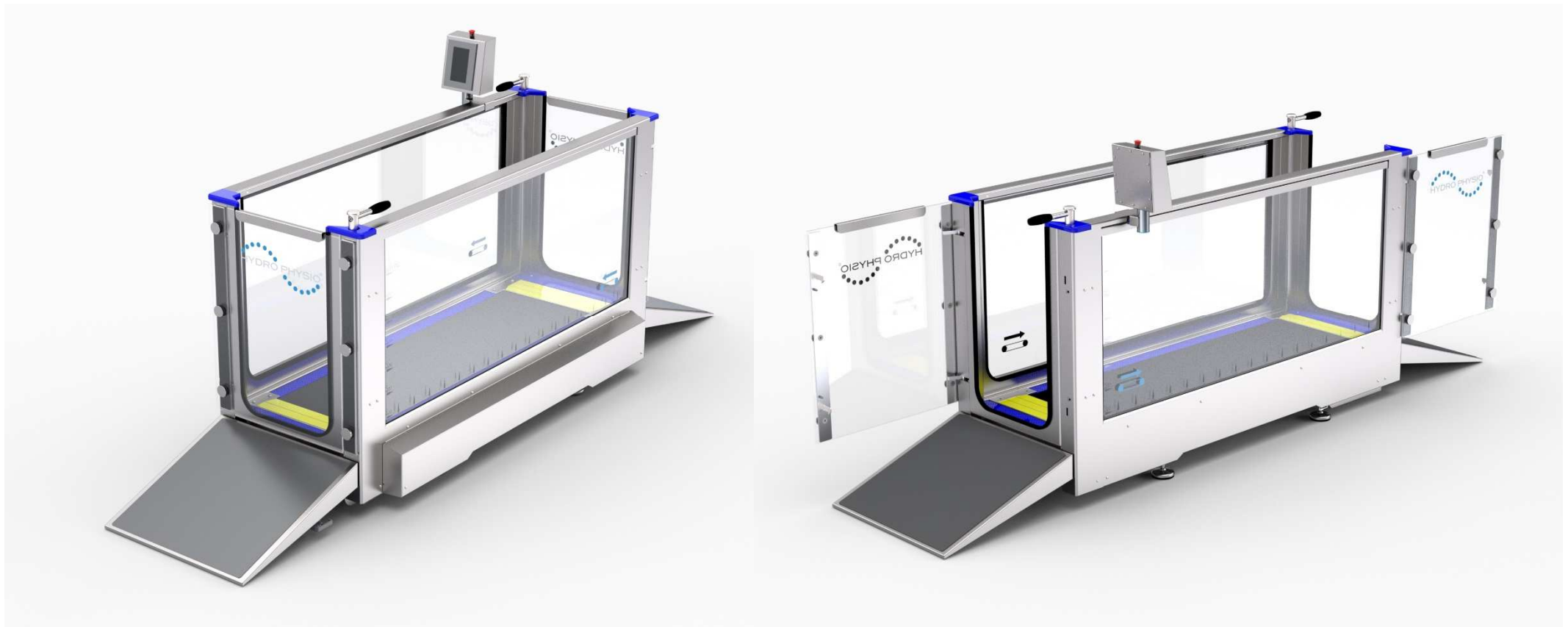
comercial@vetdmv.com

Why buy from HYDRO PHYSIO?




- [+] Large UK manufacturing facility
- [+] Security in knowing Hydro Physio has installed over 1,000 hydrotherapy treadmills
- [+] Experienced sales and design teams to help you establish the best layout and configuration for your space
- [+] Expert installation team who have completed installations all over the world
- [+] Service department available for remote diagnostics (free during warranty period), spares, servicing and breakdown

Number one choice for hydrotherapy



Our canine treadmills are loved by hydro therapists the world over. Designed and manufactured in the UK HYDRO PHYSIO treadmills are renowned for innovation, ease of use and dependability.




BSI standard accredited we instil quality and excellence throughout every stage of the design and manufacturing process to produce outstanding products together with dependable service.

Product Highlights




Warranty

Powered by Siemens with **24 month drive and controls warranty** for peace of mind (terms apply)



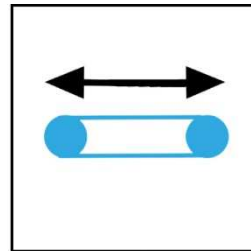
Water Treatment

Manual chemical dosing and UV filtration to maintain water quality. Water dump valve prevents fouled water returning to water tank



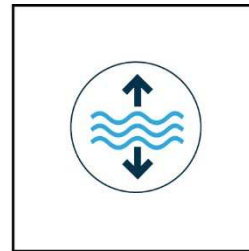
Belt Incline

Powered treadmill incline to focus on specific patient needs



Reversible Belt Direction

This feature provides a wider variety of therapy options



High Capacity Transfer Pumps

Rapid filling and emptying times enables you to see more patients



Door Handle

Easy operation, two stage door latch for safety




Control From Portable Devices

Remote operation using an app available for IOS or Android devices




Hi-vis End Guards

Provides visual guide to therapists of training area



Walk Through Design

Important for spinal cases and large breeds. Can ease patient comfort and confidence



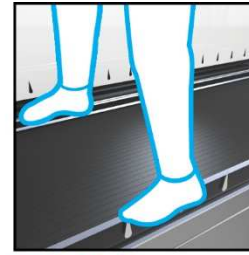
Stride & Depth Indicators

Indicators add a visual marker reference to enable the clinician to gauge patient movement and recovery progress



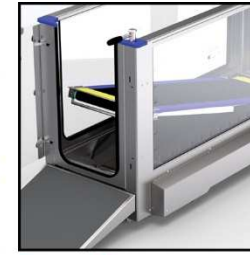
Touch Screen Console

Adjustable controls positioning for added convenience



Side Platforms

Allow the clinician to accompany a patient in the treadmill in comfort and safety




Easy Clean

Powered treadmill lift for easy sump cleaning



Pre-set Options

Intuitive controls for water, speed and incline with time and distance




Access Ramps

Easy patient access with floor level ramps

Benefits of Canine Hydrotherapy

Hydrotherapy assists...

- Rehabilitation
- Circulation
- Balance and Stability
- Gait and Posture
- Psychological Wellbeing
- Pain Management
- Weight loss



Hydrostatic Pressure

Reduces peripheral oedema, assists circulation, reduces heart rate and arterial pressure. Increases metabolic rate and lymphatic drainage. Creates phastic stimuli to the sensory skin receptors decreasing hypersensitivity allowing increased movement with less pain.

Surface Tension

Helps to strengthen specific muscle groups, improves balance for unsteady patients, allows patients greater reaction time increases confidence.

Buoyancy

Reduces load on joints and muscles, improves core stability, improves flexibility and decreases pain.

Water Temperature

Therapeutic effects, relaxes muscles, aids comfort, increases circulation, relieves pain.

Features

- [+] MEDICAL GRADE STAINLESS STEEL WALK THROUGH DESIGN WITH ENTRY/EXIT DOORS
- [+] EASY OPERATION, TWO STAGE SAFETY DOOR LATCH
- [+] STRUCTURAL GLASS WITH ALL ROUND PATIENT VISIBILITY
- [+] SIDE PLATFORMS FOR THERAPIST
- [+] ANTI-SLIP SURFACES ON CHAMBER AND RAMP
- [+] REVERSIBLE BELT DIRECTION
- [+] WATER DUMP VALVE ON CHAMBER
- [+] POWERED INCLINE
- [+] POWERED TREADMILL LIFT FOR EASY CLEANING
- [+] HI-VIS END GUARDS FOR INCREASED SAFETY
- [+] FLOOR LEVEL RAMPS TO ASSIST PATIENT ACCESS
- [+] ADJUSTABLE CONTROLS POSITIONING
- [+] CONTROL FROM PORTABLE DEVICES
- [+] REMOTE SERVICE DIAGNOSTICS

PATENT APPLICATIONS FILED

Options

- [+] ALTERNATIVE DOOR SWING
- [+] EXTENDED RAMPS
- [+] THERAPIST SEAT
- [+] DOG ISOLATION PLATE
- [+] HARNESS FRAME & TETHER POINTS
- [+] POOL FED SYSTEM



Technical Specification

Maximum load	100kg (220lbs) without buoyancy
Maximum water depth	0 - 600mm (24")
Speed range	0.2 - 12kph (0.12 - 7.5mph)
Fill / empty times	Approx 2 minutes to max depth
Temperature range	From ambient - 40°C (104°F)
Treadmill dimensions (Excluding display) E	
Excluding ramps	L 2150mm (85") x W 860mm (34") x H 1265mm (50")
Including ramps	L 3435mm (135") x W 860mm (34") x H 1265mm (50")
Complete system weight	
Dry	650kg (1433 lbs)
Full	2150kg (4740lbs)
Capacity	1500 litres (330 gals, 396 US gals)
Max distance between treadmill and plant equipment	10m (394")
Power	240V single phase 50hz 16A (60hz option available)

Warranty



HYDRO PHYSIO machines come with a 24 month parts warranty. We have a fully trained internal team of service engineers to deal with any issues rapidly, offering unlimited telephone support.

As with all warranties faults occurring due to misuse, neglect or lack of preventative maintenance will not be covered. **HYDRO PHYSIO** systems meet European Health and Safety directives. All units carry a CE mark and serial number. All systems are supplied with the necessary operation and maintenance manuals.

Equipment Layout

6 standard configurations available. Choose the ideal layout for your space.

Access and space considerations:

Ceiling height: 2.5m

Door height: 2m

Door width: 0.86m

Floor loading: 1500kg/m²

Minimum room space required for treadmill and plant: 4m x 5.5m

